



DPU Scoop



IN THIS EDITION

- Laundry Efficiency Tips
- Be BEAR Aware
- Outdoor Watering: Rule W-8
- Maintaining Water Quality at Home
- Seeking Applicants for Board

CONSERVATION

IMPROVE THE EFFICIENCY OF YOUR LAUNDRY ROOM

- Clean: dryer vents, door seals, washing basins.
- Adjust water heater temperature to 120°.
- Phase in LEDs to replace hotter bulbs.
- Fix leaking faucets and sink fixtures.
- Caulk and foam seal cracks and gaps where plumbing and piping fixtures go through floors and walls.
- Wash clothes in cold water and use efficient detergent.
- Check the age and condition of your machines. Begin to research and budget for energy efficient replacements.
- Use a lower heat setting on the dryer or consider drying alternatives.
- If your water heater is in here too, does it need a water heater jacket? Does it need to be replaced?
- Insulate hot water pipes.



Be BEAR aware...

Spring is here, and the black bears of the Pajarito Plateau are waking up from their long winter nap. Bears eat almost anything available (i.e. insects, nuts and berries, plant matter, fish, birds, small mammals and carrion), but rarely kill larger prey. Bears who have found available human sources, such as trash cans, gardens, and fruit trees, are more likely to seek them again. Follow these tips and tricks to minimize encounters as bears begin to look for food:

Never intentionally feed bears to attract them for viewing.

Don't leave **pet food** or food dishes outdoors overnight.

Never leave **fruit from trees** and bushes to rot on the ground as it is a powerful attractant to bears.

Bring in bird feeders at night.

These are high-calorie treats, and bears may stay and look for other food sources nearby.

Never put meat or sweet-smelling food scraps in your **compost pile**.

Clean and store outdoor grills


after use. Bears can smell sweet barbecue sauce and grease for miles.

Store garbage properly at all times. Only put roll carts out the morning of your trash pick up, and use bear-proof containers when available.

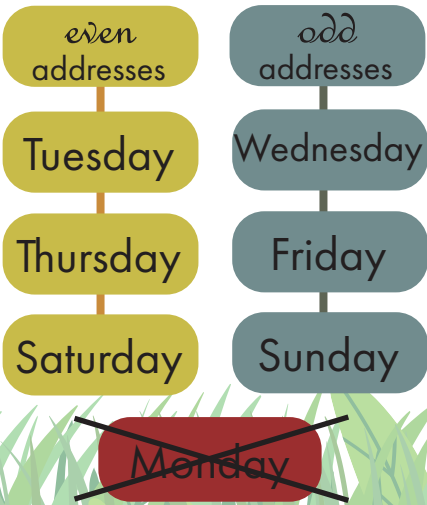
To learn more about the black bear and living with other large predators, visit the NM Game & Fish website at www.lacnm.com/NMGF.

When should I water outdoors?

right month, right place, right time



DPU's Water Conservation Rule W-8 is in effect from May 1 - September 30
complete info can be found in DPU's Rules and Regulations at ladpu.com/Rules-Regs



Maintaining Water Quality at Home

- DPU works hard to provide you with top-quality water. It's your responsibility to make sure your fixtures and appliances are maintained to ensure that quality stays high to avoid odors, discoloration, and even harmful bacteria growth.
- **Is your hot water tank sized properly for occupant load and daily use?** If you are not using hot water for extended periods of time, the water could become stagnant in the tank.
 - **Are you or a professional flushing your water heater annually?** It is important to flush out sediment buildup that can cause contamination.
 - **Are rusty spots appearing on your hot water tank?** Aside from making water taste funny, areas of corrosion and rust could lead to tank structural failure and taste would be the least of your concerns.
 - **What is the temperature setting of your water heater?** 120°F is ideal. If your unit is set colder than this, you risk the growth of bacteria. Hotter than this setting and you risk scalding users and wasting energy.
 - **Are you cleaning sink fixtures and replacing aerators regularly?** Sinks handle a lot and we don't really pay attention to what splashes where.
 - **When was the last time you replaced your water filter(s)?** Whether on a water softener, a fridge, or other water filtering device, filters aren't infinite and come with recommended replacement schedules for a reason.

We are looking for someone to serve on the Board of Public Utilities!

WE ARE:

- Governed by locals. Citizens make up our Board of Public Utilities (BPU).
- High-performing & community-centric.
- Communicative, organized and transparent.
- Looking for our next BPU member. Could it be you?

There is currently one vacancy for the term July 1, 2024, through June 30, 2029.

Applications will be accepted through 11:59 pm on May 2, 2024.

Duties, details, application requirements & vacancy brochure can be found at ladpu.com/BPU.

If you meet the eligibility requirements, have a selfless desire to serve the community and think your knowledge and experience might be an asset to the BPU, then you are encouraged to apply.



FOLLOW US!

Stay in the know on all things DPU by following us on social media



LOS ALAMOS DEPARTMENT OF PUBLIC UTILITIES

1000 Central Avenue, Suite 130, Los Alamos, New Mexico 87544 505 662 8333 CustomerCare@lacnm.us



Know What's Below. Call Before You Dig.

Los Alamos Department of Public Utilities wants to remind you to contact New Mexico 811 (NM811) whenever you plan to dig! Communities have many different buried utility lines, including natural gas pipelines, electrical, water, cable and internet lines.

Homeowners and contractors who call 8-1-1 before they start digging or excavating prevent damage to underground pipelines and keep communities safe.

Placing a call to NM811 will send a professional locator to your property to mark a natural gas pipe or other utility-owned line in the ground. Locators will not mark privately owned fuel lines beyond our meter, like those running to a garage or fireplace. Local plumbing contractors will provide this service for a fee.

Follow these three rules:

1. Dial 8-1-1 before you dig. 811 is the national phone number that initiates the process of locating and marking the underground utility lines in your yard or at your job. Call NM811 at least two business days before you dig. You can also submit a locate request online at www.NM811.org and click on "I'm About to Dig."
2. Wait the required time for utility lines to be marked. NM811 personnel will notify member facility owners to locate buried lines. Member facility owners will either clear the area or mark approximate buried lines within two business days with high visibility safety paint and/or flags. There is no charge for this service and it is the law.
3. Respect the marks or flags and dig with care. Marks are good for 10 days. When digging, maintain at least 18" of clearance from the horizontal mark and the cutting edge of the digging device. Hand dig with extreme caution if you must excavate within the safety tolerance zone.

Conozca lo que hay abajo. Llame antes de excavar.

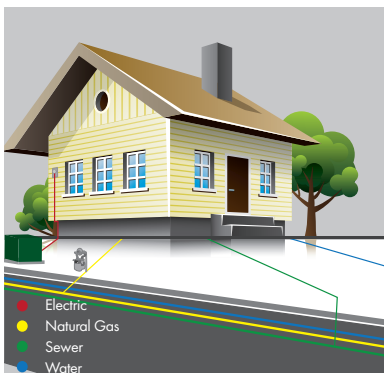
¡El Departamento de Servicios Públicos (DPU) de Los Alamos quiere recordarle que llame a New Mexico 811 (NM811) siempre que planea excavar! Las comunidades tienen enterrados muchos conductos diferentes de servicios públicos, entre ellos tuberías de gas natural y de agua, y cables eléctricos, de televisión y de internet.

Al llamar al 8-1-1 antes de comenzar a excavar, o propietarios de vivienda y contratistas evitan dañar tuberías subterráneas y mantienen a sus comunidades seguras.

Después de llamar a NM811, un localizador profesional acudirá a su propiedad para marcar la tubería de gas natural y otros conductos de servicios públicos en el suelo. Los localizadores no marcarán tuberías de combustible privadas más allá de nuestro medidor, como las que se dirigen hacia una cochera o chimenea. Un contratista de plomería local hará este servicio por una tarifa.

Siga estas tres reglas:

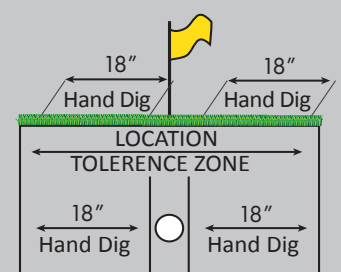
1. Llame al 8-1-1 antes de excavar. 811 es el número de teléfono nacional que inicia el proceso de ubicar y marcar los conductos subterráneos de servicios públicos en su patio o en su trabajo. Llame al NM811 al menos dos días hábiles antes de excavar. También puede enviar una solicitud de localización en línea en www.NM811.org y haga clic en "I'm About to Dig."
2. Espere el tiempo requerido para marcar los conductos de servicios. El personal de NM811 notificará a las compañías de servicios públicos que la integran que localicen los conductos subterráneos. Las compañías de servicios público integrantes se asegurarán de que no tienen conductos en el área, o bien marcarán la ubicación aproximada de los conductos subterráneos dentro de un plazo de dos días hábiles usando pintura de seguridad de alta visibilidad y/o banderas. Este servicio no tiene costo, y es la ley.
3. Respete las marcas o banderas y excave con cuidado. Las marcas tienen una vigencia de 10 días. Al excavar, deje un espacio libre de al menos 18 pulgadas entre la marca horizontal y el borde cortante del dispositivo de excavación.



Underground Utility Lines
Tuberías subterráneas de servicios



Dial 8-1-1 or visit www.NM811.org
to have utility lines located.
Llame 8-1-1 o visite
www.NM811.org antes de excavar.



Maintain 18" Tolerance Zone
La zona de seguridad -
18 pulgadas de la marca horizontal

To learn more call or email
DPU at 505 662 8333,
CustomerCare@lacnm.us or
visit www.NM811.org.

Para obtener más información,
contacte al Departamento de
Servicios Públicos al 505 662 8333,
CustomerCare@lacnm.us o visite
en línea www.NM811.org.



DPU Scoop



IN THIS EDITION

- Yarden Efficiency Tips
- Rattlesnakes of Los Alamos
- Home Improvements 101
- Seeking Cool Electric Vehicles
- Dear DPU Abbey: Craving Darkness

TIPS AND PRACTICES TO IMPROVE THE EFFICIENCY OF YOUR “YARDEN”

- Only plant the landscaping that you are willing to pay to water.
- “The best time to plant a tree was 20 years ago. The second best time is now.” A climate-appropriate tree can provide valuable shade for your home and outdoor spaces.
- Regularly check and maintain your irrigation system/ method for leaks.
- Follow the Water Rule W-8 conservation watering schedule from May 1 – Sept. 30.
- If you are ready for a change, check out our Sustainable Landscape Design series for inspiration at ladpu.com/sustainable-landscaping.
- Install motion sensors or timers on your outdoor lights. Your neighbors and the dark skies will appreciate it.
- Maintain your yard debris for fire protection as needed.



EFFICIENCY SERIES: “YARDEN”



Water Rule W-8: From 5/1 through 9/30, irrigate **before 10 a.m. or after 5 p.m.** on days specified below.

ODD ADDRESSES: Sunday • Wednesday • Friday

EVEN ADDRESSES: Tuesday • Thursday • Saturday



RATTLESNAKES of Los Alamos...

The two common species of rattlesnakes in Los Alamos are the prairie rattlesnake and the western diamondback. Prairie rattlesnakes can grow up to 5 feet long and western diamondbacks average between 4 and 6 feet in length. These rattlesnakes are thermosensitive, and have a heat-sensitive pit on each side of their head between the nostril and the eye enabling them to detect and accurately strike in the dark.

Most rattlesnakes live in arid habitats and are nocturnal, hiding during the heat of the day in burrows or under rocks, and emerging in the evening or at twilight to hunt for prey, which consists primarily of small mammals, especially rodents. Rattlesnakes use their tails to make a rattling noise. This noise is intended to make predators aware of its presence.

If you encounter a rattlesnake, **follow these TIPS:**

- **Remain calm and do not panic.**
- **Stay at least 5 feet away.**
- **Do not try to kill the snake.** This greatly increases the chance the snake will bite you.
- **Do not throw anything at the snake,** like rocks or sticks. The snake may respond by moving toward you.
- **Alert other people to the snake’s location.** Keep children and pets away from the area.
- **Keep your dog on a leash** when hiking or camping.
- **If you hear a rattle, don’t jump or panic.** Locate where the sound is coming from, so you don’t step closer.
- **If bitten** by a rattlesnake, call 9-1-1 immediately.

To learn more about rattlesnakes and living with other large predators, visit the NM Game & Fish website at www.lacnm.com/NMGF.

Home Improvements 101

If you are going to hire someone to help with home improvements, check their credentials first! Anyone engaged in construction-related contracting in New Mexico must be licensed. This includes general construction work, electrical, mechanical and plumbing, and LP gas.

- [Ask to see their business license.](#)

All contractors doing work in Los Alamos County must have a county business license. This can be obtained through the Los Alamos County Community Development Department (CDD).

- [What are their certifications?](#)


Per the Construction Industries Division (CID) of the State of New Mexico, if someone is going to work on your electric system, they should be a journeyman wireman with an EE-98J certification. This allows them to do work under an EE-98 electrical contractors license. For mechanical and plumbing work, the contractor should hold an MM certification matching the type of work to be done. Contractors for all other improvements should have a GB-2 license for residential work or a GB-98 license for commercial work.

- [Will they be pulling permits for the work?](#)


Most home improvement permits, including for work done by the homeowner rather than a contractor, can be obtained through CDD. Visit lacnm.com/CDD. Unless otherwise exempted, separate electrical, mechanical and plumbing permits may be required from the State of New Mexico's Construction Industries Division (CID).

- [What if work occurs without a required permit?](#)

Don't start construction before obtaining the appropriate permit(s)! The work on your project could be stopped until a permit is obtained, you may incur double fees, and you may have to remove some work for inspection purposes effectively delaying your project. For work that requires CID permits, contractors who fail to obtain these required permits may face criminal charges of unlicensed contracting.



Seeking Cool Electric Vehicles!



www.ladpu.com/EVshow

Want to show off your EV bike, car, or truck?

Join PEEC's Electric Vehicle Show during Discovery Day on July 13.

Dear DPU Abbey: Craving Darkness

Dear DPU Abbey,

My neighbor's patio light shines into my bedroom all night long and it seriously hinders my sleep. I have light-blocking shades but the light still creeps in, not only to my bedroom but to my living room as well. I've asked him to turn the light off at bedtime, but he almost always forgets. How can I convince him to follow through?

-TIRED AND CRANKY HOMEOWNER

Dear Tired,

Sometimes money talks. Have you tried telling him how much the electricity from that one fixture could be costing him? Let's break it down.

$\$ \$ = \text{watt of bulb} / 1000 \times \text{hours of use} \times \0.13^*

Common wattage for common bulbs

incandescent = 60 watts

CFL = 13-15 watts

LED = 8-10 watts

halogen = 60 watts

Let's say, for example, that he keeps this one outdoor light on in the backyard 24 hours a day, 365 days a year, and let's assume it has one trusty, old, incandescent bulb.

$\$ \$ = 0.06\text{kW} \times 24 \text{ hours} \times \$0.13 \times 365 \text{ days}$

Using the formula above, we can see that this one light is costing him **\$68** a year! That cost grows with each additional bulb.

Does he know how often his patio light is keeping you awake at night? If the financial savings argument doesn't help him remember to flip the light switch off, maybe a middle-of-the-night reminder phone call will.

* residential electricity rate

FOLLOW US!

Stay in the know on all things DPU by following us on social media



LOS ALAMOS
Department of Public Utilities

ladpu.com/DPU